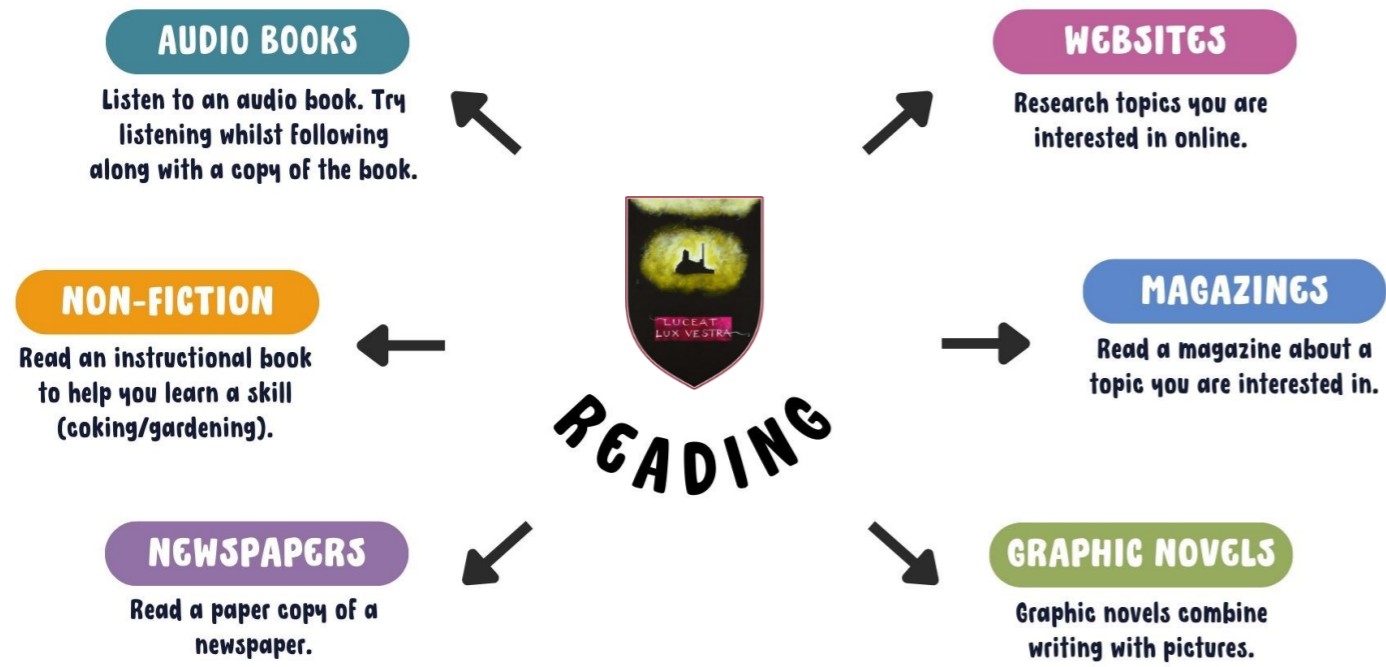


## Where can I access books during the summer holidays?

Are you registered at your local library? Library membership is **free** and for life. Just pop into your local library. If you are 13 years or older you can register without an adult.

You can borrow up to 12 items on your card.

Once you have signed up, you can use the BorrowBox app to read audio books on your phone!



Happy Reading!

# THE BRIAN CLARKE ACADEMY



## Summer Reading Project

Year 8 into Year 9 Transition

Name: \_\_\_\_\_

Form: \_\_\_\_\_

Each week, complete the activities to the best of your ability. Hand to your form tutor when we return to school in September.

Certificates and positive points will be awarded to those students who demonstrate ambition and excellence.








## Pre-learning for English Year 9

In September, you will be studying 'The Crucible', Arthur Miller's classic dramatization of the witch-hunt and trials that besieged the Puritan community of *Salem* in the Massachusetts Bay Colony during 1692–93.



During week 5, you are going to spend time researching the author and becoming familiar with the main characters. You will use this information in the 'Do Now' activity in your first Year 9 English lesson.

Author's name:		Key facts about the Arthur Miller:
Author's date of birth:		1. _____
Author's place of birth:		2. _____
		3. _____

Sketch of Arthur Miller

Education and Other Professions	Name three other plays written by Arthur Miller.	
_____	1. _____	
_____	2. _____	
_____	3. _____	
_____	What influenced Arthur's writing?	
_____	_____	
_____	_____	



### Why study 'The Crucible'?

Why is Arthur Miller's play 'The Crucible' often studied in secondary English lessons? Explore some of the reasons why this text is chosen.

---



---



---



---

Following your research, think of 2 questions related to The Crucible that you would like to find answers to as you study the text with your English teacher.

1. \_\_\_\_\_

2. \_\_\_\_\_



You should now be at least half way through reading the book you picked from the library.



### Responding To The Text

Respond to your book using the prompts below. You should answer the following question/directions but write in paragraph form.

- ◆ Where is your book set? (time/place).
- ◆ Name and describe the main character. Describe their physical appearance and personality (and history if known). Give your impression of the character (your opinion/view)..
- ◆ Name and describe a secondary character in the book. Describe their physical appearance and personality.
- ◆ Explain the relationship between the two characters (protagonist/antagonist).
- ◆ Describe one important event in the book and explain why it is significant to the plot (rise in action/climax).
- ◆ Write about your thoughts and feelings about the book so far (include who this book is most suitable for).
- ◆ Predict what might happen next and how the book might end.

#### Here is an example:

*The Book Thief is set in the fictional town of Molching, in Nazi Germany during the 1940's. We are introduced the Liesel, the young female protagonist, at a time of heartbreak; the death of her younger brother. As a result of Liesel's unfortunate circumstances she is rehomed with the Hubermans and she soon forms a strong bond with her stepfather, Hans. Liesel struggles to read and as a result is picked on by a boy, Ludwig, a bully, who she ultimately ends up fighting with because of his attitude towards her. The most significant moment for this character is when she learns how to read as this opens up the world and helps her develop emotionally and intellectually. This is a brilliant book that follows this character's journey from childhood to adulthood and the many obstacles she faces along the way. I predict that at the end she will find peace and teach others about the power of language and reading.*

---



---



---



---



---



---



---



---



---



---



---



---



---



---



---



---



---



---



---



---



---



---





By the end of week 3, you should have finished reading your first book of the holidays.



### Character Study

Choose one of the characters in the book you have read that interests you and complete the three tasks below.

1

**Make a list of three quotations from the book that provide you with factual information about the character. This could include their age and appearance, friends and family and location.**

*Example: 'Winston's flat was on the seventh floor, and Winston, who was thirty-nine and not very healthy, had to rest several times on the way up.'* (page 11)

1. \_\_\_\_\_

2. \_\_\_\_\_

3. \_\_\_\_\_



Explain two ways the main character develops throughout the story and explain why.

2

How does the character develop?	What events caused the change?
<i>Example: At the start, Liesel was a shy, heartbroken girl. We see her become brave and compassionate.</i>	<i>Her foster family and new friends treat her with kindness and gentleness as she tries to deal with loss and grief.</i>

Make a wordsearch using six words to describe the protagonist (main character) of the book.

3



You could use a character for a different book you are reading for this week's tasks.



### Reflecting On The Text

Place yourself in the shoes of one of the characters from the book you are currently reading. Write a diary entry of a critical moment in the story. Show your empathy with the character by imagining their thoughts and feelings.

Empathy = The ability to understand and share the feelings of another.

Dear Diary,

---



---



---



---



---



---



---



### Mapping It Out

Plot all the places mentioned in your book onto a map. Include plenty of detail (setting, shops, school, playground, campsite, beach, characters' homes, shops).



**NOTE TO THE AUTHOR**

If you had the opportunity to spend just 5 minutes with your favourite author, what would you say?

- Begin by praising a particular book or series that is a favourite of yours.
- Ask 2 or 3 questions.
- Thank them for their time.




---



---



---



---



---



---



---